

# EFGA – RANGE GATE ACCESS – MASTER LOCK VAULT GUIDE



1. Setting Up Your Master Lock Vault Account
2. Installing the Mobile App
3. Using the App to Unlock the Range Gate

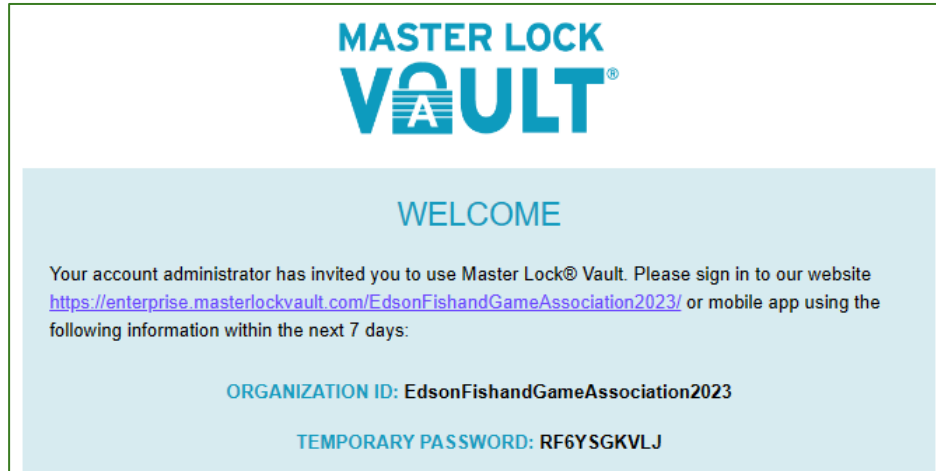
The **Master Lock** platform has been added to the Longest Mile range's front gate to help manage security and membership registrations. The Master Lock controller is opened using an application on your mobile smartphone.

**The following guide must be fully completed prior to visiting the range.** If you have any questions, don't hesitate to contact [gate@edsonfishandgame.ca](mailto:gate@edsonfishandgame.ca).

# 1

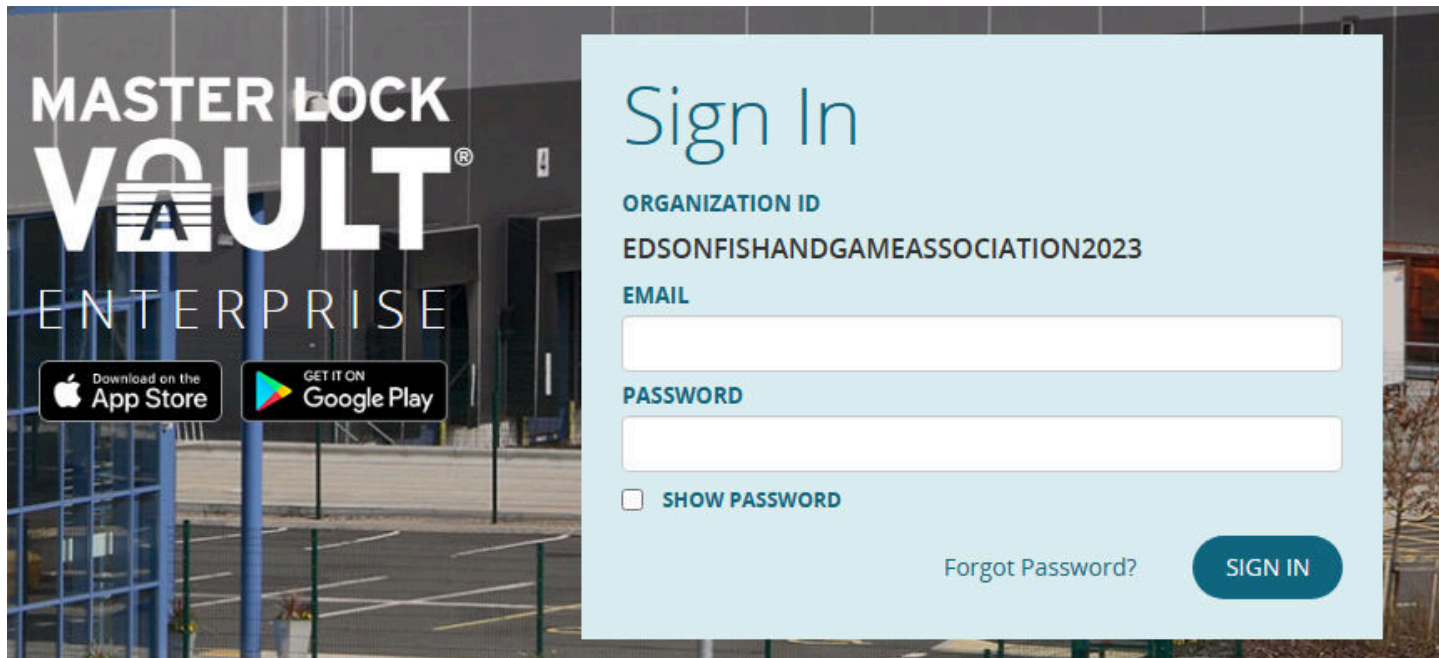
## Setting Up Your Master Lock Vault Account

Once your membership has been processed (typically within 1 -3 workdays), the EFGA's Master Lock administrator has entered you into the system, you will receive a '**WELCOME**' email directly from Master Lock Vault to setup your account:



Click the <https://enterprise.masterlockvault.com/edsonFishandgameAssociation2023/> link to setup your Master Lock account. Please note that the temporary password is good for 7 days.

Please enter your email address and temporary password as provided in the welcoming email:



**MASTER LOCK**  
**VAULT**<sup>®</sup>  
ENTERPRISE

Download on the  
App Store

GET IT ON  
Google Play

## Sign In

**ORGANIZATION ID**  
EDSONFISHANDGAMEASSOCIATION2023

**EMAIL**

**PASSWORD**

**SHOW PASSWORD**

Forgot Password?

**SIGN IN**

You'll be prompted to update your password:

## New Password

Please update your password to continue.

**NEW PASSWORD**

**CONFIRM NEW PASSWORD**

**SHOW PASSWORDS**

Sign Out SAVE



Accept the 'Terms of Use':

## Terms of Use

- I have reviewed the current [Terms of Use](#) and agree to them.
- You may contact me regarding promotional information, product sampling opportunities or research requests.

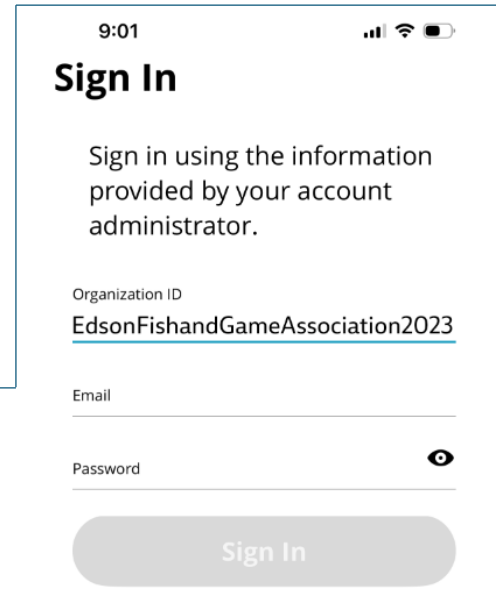

Sign Out ACCEPT

You will see the 'EFGA Front Gate' listed in your 'Owned Locks'. Congratulations – your Master Lock account is setup. Close the web browser.

Owned Locks		Shared With Me				
	Lock Name * <span>▼</span>	Device ID * <span>▼</span>	Model # * <span>▼</span>	Last Connected <span>▼</span>	Upgrades	Status <span>▼</span>
<input type="checkbox"/>	 EFGA Front Gate	A2GY2K	6440	24 Feb 2024 5:30PM		

Export Previous 1 Next Showing 1 of 1 records 20

If you already have the 'Master Lock Vault' installed, skip this step. If reading your initial welcoming email through your mobile device, you can install the app by touching either platform button. Otherwise, navigate to the *App Store* or *Google Play* application and search on 'Master Lock Vault Enterprise'.



Once installed, open the app and sign on with the following credentials:

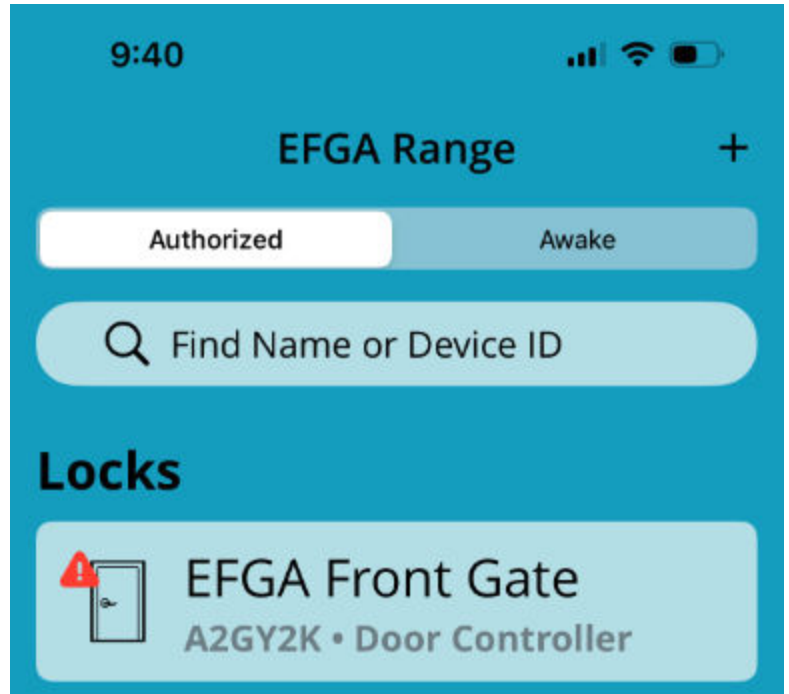
Organization ID: **EdsonFishandGameAssociation2023**

Email: *Your email as entered during the sign up process*

PW: *As entered during the sign up process*

After successfully signing in, the Master Lock Vault application will now display the 'EFGA Front Gate' lock.

You are now ready to visit the range.



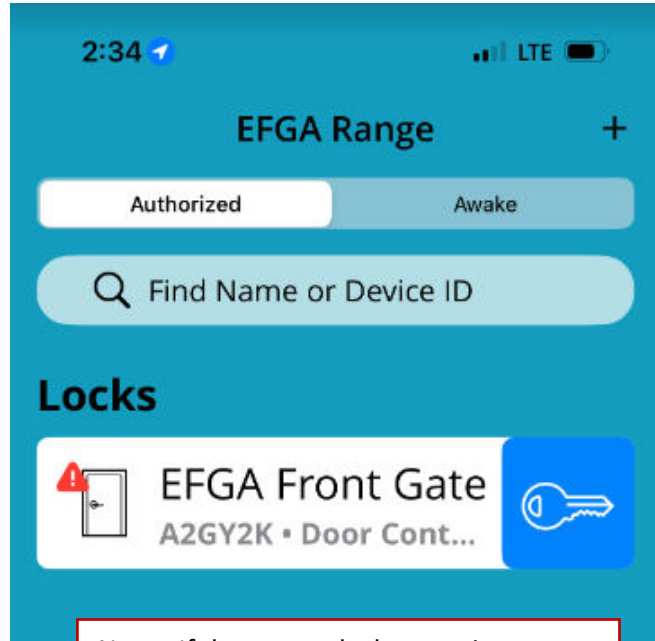
The Master Lock Controller will work in addition to the existing combination lock.

By default, the Master Lock Vault should be in 'Authorized' mode.

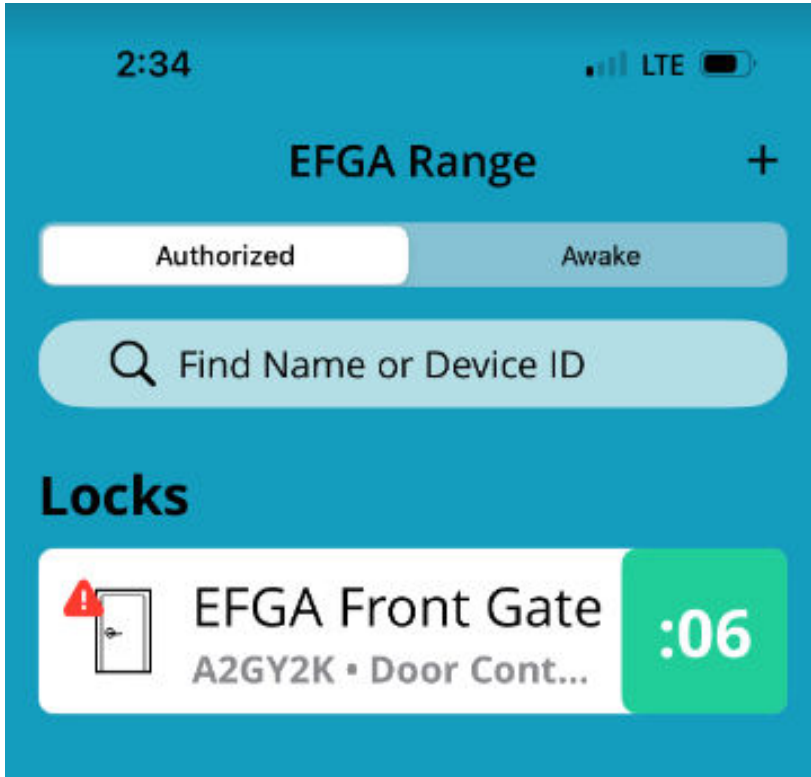
When at the range and parked in front of the gate, exit your vehicle and:

1. Open the gate's padlock (located in the steel box at the centre of the gate)
2. Open the **Master Vault** app on your mobile device. You'll see a blue key next to the 'EFGA Front Gate' lock entry.

Touch this to unlock the gate.



Note - If the gate or lock status is not appearing, try fully restarting (power off and on) your mobile device.



The blue key icon will turn into a green countdown timer.

Open the gate within the allotted time or the gate will relock.

If this happens, the countdown timer will revert to the blue key. Touch the 'EFGA Front Gate' to reset the timer and try again.

As per the Edson Fish and Game Association's Range rules, fully close the gate ensuring it's properly latched once you've driven in. Do not leave the gate unlocked.

Please direct any questions to [gate@edsonfishandgame.ca](mailto:gate@edsonfishandgame.ca)